

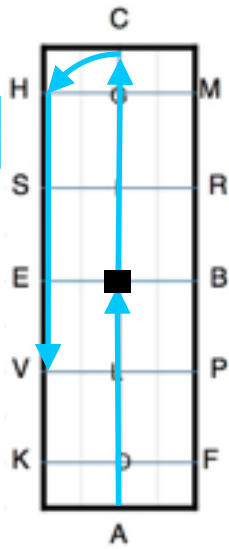
Test Training with Tarsh ©
HRCAV 4.6

1

A:
Enter in working trot

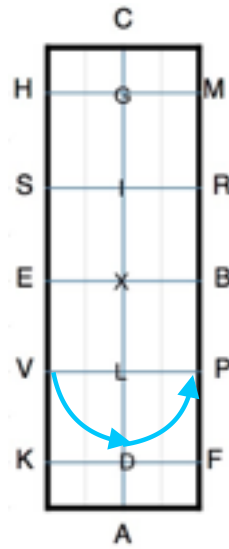
X:
Halt. Salute

Proceed in
working trot
C:
Track left



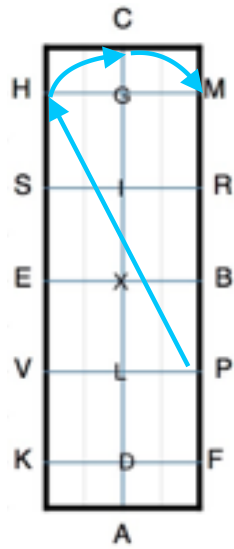
2

V-P:
Half circle
left 20m
diameter



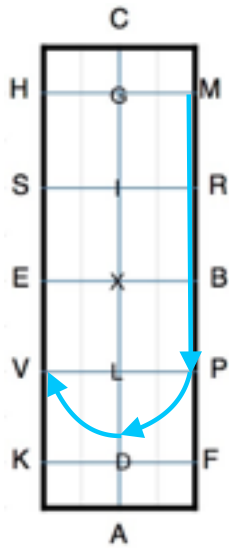
3

P-H:
Change rein
in
working trot



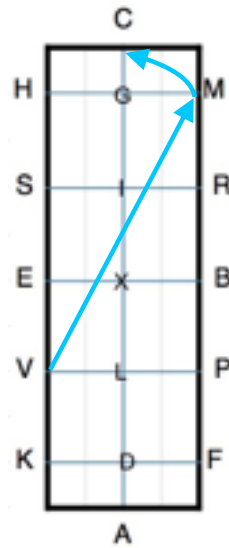
4

P-V:
Half circle
right 20m
diameter



5

V-M:
Change rein
in
working trot



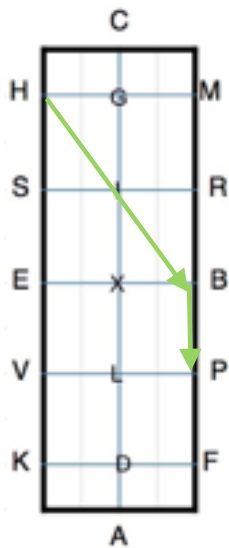
6

C:
Medium walk



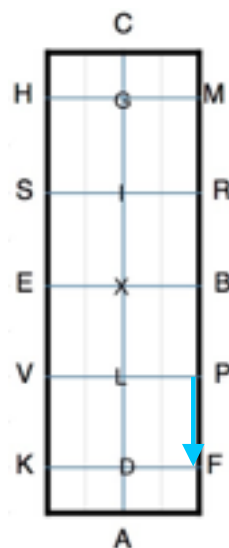
7

H-B:
Change rein in
free walk
showing clear
lengthening of
rein to enable
horse to stretch
neck
Before B:
Shorten the
reins, medium
walk



8

P
Working trot



9

Between F & A:
Canter right

